

YOUR NAME



WEEK 4 - BIBLE STUDY

THIS WEEK'S MEMORY VERSE

James 1:21-25

Therefore put away all filthiness and rampant wickedness and receive with meekness the implanted word, which is able to save your souls. ²² But be doers of the word, and not hearers only, deceiving yourselves. ²³ For if anyone is a hearer of the word and not a doer, he is like a man who looks intently at his natural face in a mirror. ²⁴ For he looks at himself and goes away and at once forgets what he was like. ²⁵ But the one who looks into the perfect law, the law of liberty, and perseveres, being no hearer who forgets but a doer who acts, he will be blessed in his doing.

in each of the spaces below, write the date you will do the corresponding assignment

DAY ONE

DAY TWO

DAY THREE

DAY ONE

DRILL

1. Read James 1:21-25 three times out loud
2. Write it out
3. Turn these verses into a personal prayer

DIG

Open your Bible to 2 Timothy 2.

Take five minutes to silently read through the passage and write your thoughts next to these symbols:

1. Something which stands out to you as you read this.
2. Any questions this passage raised for you.
3. Write down what you think the main point of the passage is
4. Write down any applications or "take-aways" you get from this passage.















DAY TWO

DRILL

1. Read James 1:21-25 three times out loud
2. Turn these verses into a personal prayer
3. Try saying it from memory to someone else

DIG

Up to this point, you have been using a simple way of studying the Bible. You have been given a passage of Scripture and then asked to 1) look for something which stands out to you as you read the text and write it down , 2) write down any questions this passage raises for you , 3) write down what you think the main point of the passage is , and 4) write down any applications or “take-aways” you get from this passage .

Have you found this simple method helpful? If so, how has it been helpful to you?



This week, we want to give you some tips on how to have a more in-depth Bible study. There is one main goal and three practical steps for having a deeper personal study time in the Word.

ONE MAIN GOAL OF BIBLE STUDY

One of the reasons why so many Christians struggle to enjoy their personal Bible study time is that they are not sure what the goal of Bible study is. How frustrating is it to be given a task to accomplish but not be sure why the task has to be accomplished! Here is the goal of personal Bible study that we want you to learn and teach to others:

THE MAIN GOAL OF BIBLE STUDY IS LIFE TRANSFORMATION!

God wants our lives to be transformed! Consider the following Scripture:

2 Corinthians 3:18: *And we all, with unveiled face, beholding the glory of the Lord, are being transformed into the same image from one degree of glory to another. For this comes from the Lord who is the Spirit.*

Romans 8:29: *For those whom he foreknew he also predestined to be conformed to the image of his Son, in order that he might be the firstborn among many brothers.*

Romans 12:2: *Do not be conformed to this world, but be transformed by the renewal of your mind, that by testing you may discern what is the will of God, what is good and acceptable and perfect.*

Even Jesus prayed that our sanctification – our growth and progress in living holy – would be accomplished through the truth in God’s word:

John 17:17: *Sanctify them in the truth; your word is truth.*

Your memory verse for this week, James 1:21-22, also speaks to this. **Take a moment and remind yourself of the verse your memorizing.**

THE FIRST TWO PRACTICAL STEPS

STEP 1 – OBSERVE WHAT IS THERE

This first step in having more in-depth Bible study is to OBSERVE. When you open the text, you need to slow down and begin looking at what the text says. For instance, *are there any repeated words or phrases? Does the author make any comparisons or draw any contrasts? Does the author raise any questions or provide any answers?*

OBSERVATION:
Seeing the specific content of the biblical text.

Look closely at the grammar as well. *What verbs are being used. What linking words are there? What propositions does the author employ?*

KEY QUESTION – What IS there?

STEP 2 – INTERPRET WHAT IS THERE

The next step is to determine what the author intended by what he wrote. This is the vital step of INTERPRETATION. With this step, you need to consider the context behind the writing of the biblical book. *What was going on in history at the time? What cultural issues were occurring? You also need to think about the kind of writing that the author is using. Is this poetry or narrative? Is this prophecy or parables or psalms?*

INTERPRETATION:
Determining the correct meaning of the biblical text in its original setting through the proper application of the principles of hermeneutics.

In addition, you may want to compare the Scripture you are reading with other Scriptures in order to gain a bit more light on what you are reading and how it fits together with other biblical teaching.

KEY QUESTION – What DID it mean?

THE FINAL PRACTICAL STEP WILL BE GIVEN IN THE NEXT STUDY...

DAY THREE

DRILL

1. Read James 1:21-25 three times out loud
2. Try saying it from memory 3x
3. Turn these verses into a personal prayer

DIG

STEP 3 – APPLY WHAT IS THERE

In this step, you are seeking to determine how to apply the passage to your life. This is best accomplished by finding the **TIMELESS TRUTHS** embedded in the passage.

A **TIMELESS TRUTH** is a biblical and theological principle which is as true today as it was when the author originally penned the passage. These truths transcend time and culture and are valid not only for contemporary audiences but for all future generations.

For instance, when Paul writes in Galatians 3:28 that: *“There is neither Jew nor Greek, there is neither slave nor free, there is no male and female, for you are all one in Christ Jesus.”* The timeless truth embedded here is that all believers are equal in Christ regardless of economic status, gender, or race. It doesn’t matter that slavery is no longer a recognized and accepted institution in our culture. The principle underneath the passage endures forever!

Can you identify the timeless truth in these passages?

Proverbs 21:31	
Exodus 20:4-5	
Matthew 5:38-42	

KEY QUESTION – What DOES it mean?

But you must not fail to make application personal, not only general! To make personal application you must 1) understand the significance of the truth of biblical principles through the illumination of the Holy Spirit and 2) make a plan to implement these principles to specific situations in your life by means of the Holy Spirit’s empowerment and your personal choices.

KEY QUESTION – What DOES it mean FOR ME?

DISCUSS

HEART-TO-HEART DISCUSSION QUESTIONS

1. What impacted you the most in this lesson?
2. How did you feel about personal Bible study before this lesson? How do you feel about it now?
3. What did you learn about Bible study that you hadn't known before?

Recite your memory verse: James 1:21-25!

LEADER TRIADS DISCUSSION QUESTIONS

1. How did this week encourage you in your practice of Bible study?
2. Share three ways that regular Bible study can help you to grow as a leader.
3. What encouragement do you need to stay consistent with your personal Bible study?

Recite your memory verse: James 1:21-25!

SUBMIT

After you complete this week's assignment, you can return to your Week 4 email and click the button at the bottom or go to www.saltnextgen.com/bootcamp and click the "Complete Week 4" button!

COMPLETE
WEEK 4